

Junior Genius


KITS

KIT #1

Blinky Lights

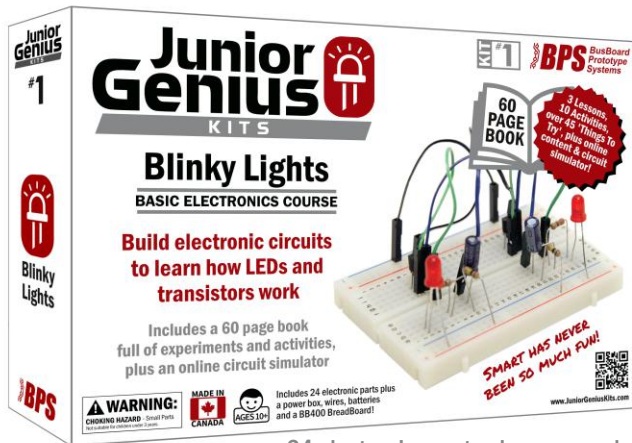
Build electronic circuits to learn how LEDs and transistors work

Includes a 60 page book full of experiments and activities, plus an online circuit simulator




Junior Genius Kits are designed for experimentation, learning and fun! Experience the joy of seeing your first LED light up. The Blinky Lights kit leads you through 10 core activities from a simple LED circuit up to more advanced transistor LED blinky light circuits using standard parts on a high-quality breadboard.

Learn about basic electronics by using LEDs, resistors, capacitors, and transistors. You'll be able to build circuits using a schematic diagram - and there's plenty of help to get you there. Simple examples make it easy to grasp the basics, and 'What's Happening?' and 'Things To Try' sections encourage you to dig deeper.



24 electronics parts plus a power box, wires, batteries and a BB400 BreadBoard



Online Access Included


- Get additional explanations and detailed answers
- Circuit Simulator
- More content for your kit including animations and activities
- Be the first to hear about new kits, expansion packs and contests

"It's a great introduction to the world of electronics for both students and adults!"

For more details and to find out where to purchase, please visit www.JuniorGeniusKits.com



An Inside Look...



- Full-color illustrated 60-page manual that includes instructions for assembly and explanations of how the circuits work.
- 10 core activities, 3 lessons, and over 45 additional 'Things to Try' experiments.
- Junior Genius Kits Club gives access to additional activities, illustrations, and knowledge.
- Online Circuit Simulator helps to visualize and experiment with the circuits.
- Real-world, industry standard, reusable parts.



Helpful Instruction

Each activity has clear and detailed steps with colorful diagrams to help.



What's Happening?

A behind-the-scenes look into each activity explains what is happening, complete with electronic schematics.



Things To Try

Take the activity further with extra experimentation ideas and questions to solidify what you have learned.



Did You Know?

Additional interesting and little-known information related to electronics and electricity.




Troubleshooting Tips

Helpful suggestions to get your circuits working if you run into a problem.



Online Resources

More explanations, diagrams and experiments to further your knowledge and electronic discoveries.



ACTUAL USER GUIDE PAGES



EVERYTHING IS INCLUDED... EVEN THE BATTERIES!

The True Genius...


You will get valuable assembly and troubleshooting experience as you learn to use a great experimentation tool, the solderless breadboard! Real hands-on troubleshooting experience means greater educational value.

These next-generation science kits don't seal the parts into simplified plastic blocks. You get to experience what real parts work like and learn to build a real circuit (*not just assemble puzzle pieces*). Working with real electronic parts helps you to gain the confidence to graduate to other projects. The parts and breadboard can be disassembled and reused for new creations.

Junior Genius

KITS

CLASSROOM READY




We provide the retail kit in a classroom pack for 5, 20 or 30 students that includes all the same contents: 60 page instruction guide, BB400 BreadBoard, battery box, wires, and electronic parts. But it forgoes the flashy box for a helpful parts tray. This allows students to lay out all the parts without them falling off the desk. Peel-apart ZipWires help the students easily make connections without the need to cut and strip wires. Batteries are included!

An additional instruction guide is included for the educator along with a parts bag (JRG01-PARTS).

**JRG01-EDU5 - 5-student classroom pack • JRG01-EDU12 - 12-student classroom pack
JRG01-EDU20 - 20-student classroom pack • JRG01-EDU30 - 30-student classroom pack**


Teacher Resources

We know you love teaching, and our cost-effective Teacher Resources help you cut down lesson prep time so that you can be a prepared and engaged teacher. A Teacher Resources Access Card is included for free in the 20 and 30 classroom kit packs giving a school-wide license to use the downloadable content. A license can be purchased separately for small classroom kit pack purchases.




PowerPoint Files

Each core activity has a pre-made PowerPoint presentation that steps through the construction of the circuit and ends with the circuit's schematic diagram.



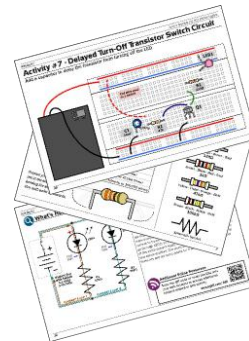
Activity Sheets

Activity sheets to use for classroom exercises including wordsearch and crossword puzzles, spot the difference, draw the wires, and more.



Printable Diagrams

We provide ready-to-print PDFs with circuit diagrams, schematic diagrams and more. Great for having at a student's desk, activity station, or as a PowerPoint replacement.



Graphic Files

Graphics of electronic components, circuits, and diagrams used in the instruction guide are provided to aid in the creation of custom materials for your classroom. Make circuits, PowerPoint presentations or handouts with ease.